

SPD BOOTKEY REFERENCE

BootKey – key combination, which allow phone enter to Flash/Boot mode in USB.

Most SPD phones have 1 or 2 key combination.

How-to connect phone in USB :

Power off Phone.

Remove battery.

1. **Connect USB cable to phone.**
2. **Press and hold BootKey (or BootKey combination).**
3. **Insert battery in phone.**

If all is done properly – Windows find new device. All done.

Combinations :

Most combination have used only **Dial/End Dial** and **SoftKeys** and **Navigation keys**. In some phones used **1,2,3** buttons with **NaviKey Down** .


Alternative way :

If use of BootKey make troubles , refer to “**ServiceCable**” manual for cable details without require BootKey.

SPD BootKey Reference


Non-touch phones BootKey examples :

Micromax X267




How connect : Follow reference on Page 1.

SPD BootKey Reference
Micromax X098



How connect : Follow reference on Page 1.

SPD BootKey Reference
Explay BM50




How connect : Follow reference on Page 1.

SPD BootKey Reference

Touch phones BootKey examples :

Most of Samsung-like Touch clones



How connect : Follow reference on Page 1.