

# SPD BOOTKEY REFERENCE

**BootKey** – key combination, which allow phone enter to Flash/Boot mode in USB.

Most SPD phones have 1 or 2 key combination.

## How-to connect phone in USB :

Power off Phone.

Remove battery.

1. **Connect USB cable to phone.**
2. **Press and hold BootKey (or BootKey combination).**
3. **Insert battery in phone.**

If all is done properly – Windows find new device. All done.

## Combinations :

Most combination have used only **Dial/End Dial** and **SoftKeys** and **Navigation keys**. In some phones used **1,2,3** buttons with **NaviKey Down** .


## Alternative way :

If use of BootKey make troubles , refer to “**ServiceCable**” manual for cable details without require BootKey.

SPD BootKey Reference


## Non-touch phones BootKey examples :

**Micromax X267**




How connect : Follow reference on Page 1.

SPD BootKey Reference  
**Micromax X098**



How connect : Follow reference on Page 1.

SPD BootKey Reference  
**Explay BM50**



How connect : Follow reference on Page 1.

SPD BootKey Reference  
Fly Phones ( DS-103D example )



How connect : Follow reference on Page 1.

SPD BootKey Reference  
**Samsung Phones ( SPD6530 )**




How connect : Follow reference on Page 1.

SPD BootKey Reference

## Alcatel Phones ( SPD6530 )

### Alcatel OT-316



How connect : Follow reference on Page 1.

SPD BootKey Reference

**Alcatel Phones ( SPD6531 )**

**Alcatel 2040D**




How connect : Follow reference on Page 1.



SPD BootKey Reference

## Touch phones BootKey examples :

Most of Samsung-like Touch clones



How connect : Follow reference on Page 1.